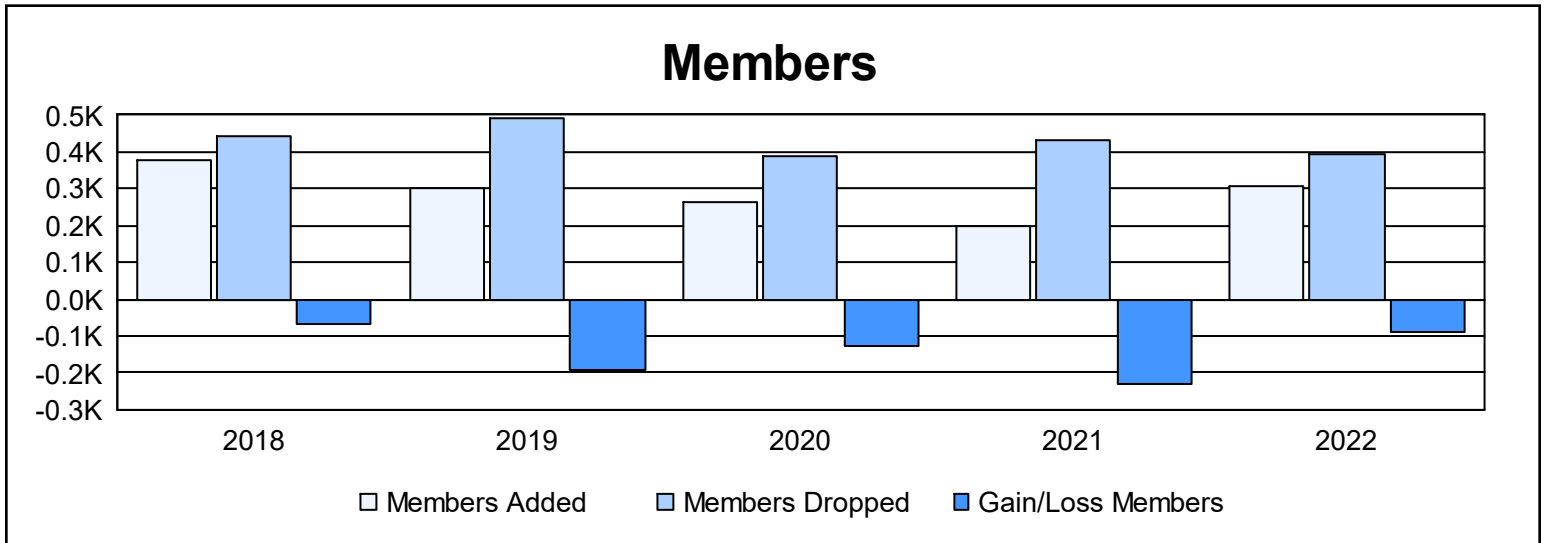
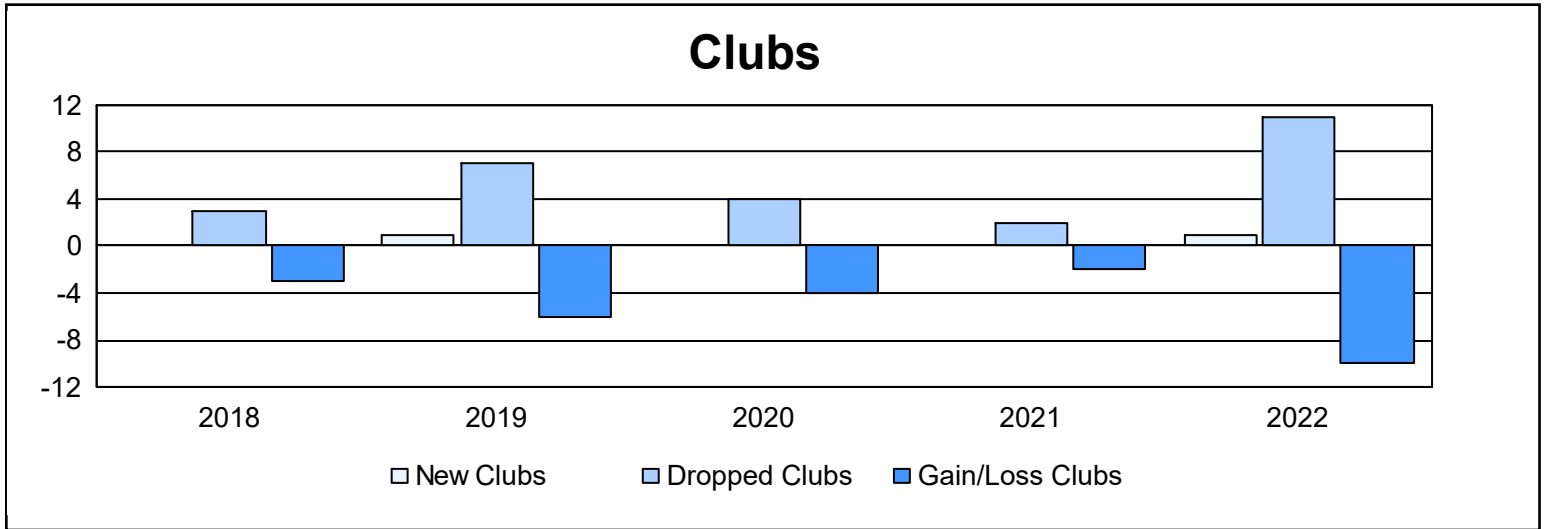
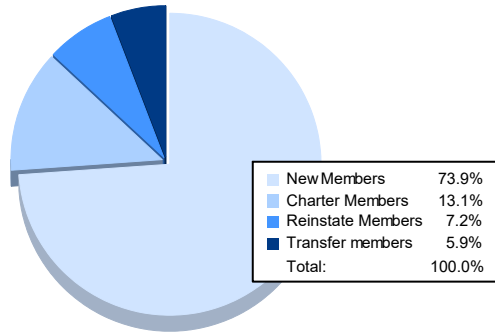


Year	New Clubs	Dropped Clubs	Gain/ Loss Clubs	New Members	Charter Members	Reinstate Members	Transfer Members	Total Member Added	Total Members Dropped	Gain/ Loss Members
2017-2018	0	3	-3	333	0	22	24	379	445	-66
2018-2019	1	7	-6	225	36	28	10	299	490	-191
2019-2020	0	4	-4	225	0	25	12	262	388	-126
2020-2021	0	2	-2	164	0	23	12	199	431	-232
2021-2022	1	11	-10	226	40	22	18	306	396	-90
<b>Average</b>	<b>0</b>	<b>5</b>	<b>-5</b>	<b>235</b>	<b>15</b>	<b>24</b>	<b>15</b>	<b>289</b>	<b>430</b>	<b>-141</b>



### Membership Composition June 2022 Cumulative



### Gender Composition June 2022 Cumulative

